

# New Hampshire Fish and Game Department

Presentation to House Division II Finance

March 3, 2025



New Hampshire  
**FISH AND GAME  
DEPARTMENT**

CONNECTING YOU TO LIFE OUTDOORS™



# Mission

As guardian of New Hampshire's fish, wildlife, and marine resources, the New Hampshire Fish and Game Department works in partnership with the public to:

- Conserve, manage, and protect these resources and their habitats;
- Inform and educate the public about these resources;
- Provide the public with opportunities to use and appreciate these resources



# Agency Submission vs. Governor's Budget

- Most Programs and positions remained the same-One program, Environmental Review, was moved to DES in the Trailer Bill
- Eliminated General Funds for Conservation Law Enforcement-\$1,349,103 in FY 2026, \$1,348,513 in FY 2027-\$2,697,616 Total
- Estimated lapses in Unrestricted Fish and Game Funds are anticipated (by the Governor's Office) to make up this difference
- It is important to note the Department met the targets set forth by the Governor's Office for the use of General Funds when developing our Agency Budget

# Revenues-Restricted vs. Unrestricted

- Restricted Revenues are for a certain purpose, their use is restricted.
- Examples of Restricted Revenue are federal grant funds, dedicated funds, donations specifying an activity, and miscellaneous other grants (FEMA, ARPA, Wildlife Heritage Foundation etc.)
- Unrestricted Revenues are NOT restricted in any way, they can be utilized for all department operations not covered by restricted revenues.
- Unfortunately, while restricted revenues remain relatively healthy, unrestricted revenues remain flat but the expenses that rely upon these revenues continue to climb.

# Discussion Points from our Meeting February 3, 2025

## • What are our “Pots” of Unrestricted Revenues?

- There are 13 individual categories of unrestricted revenues deposited into the Unrestricted Fish and Game Fund.

**Licenses** *(Non Dedicated Types)*

**Concord Agent Fees** *(The \$1 fee per license type sold at our HQ Office)*

**Miscellaneous Income** *(Various-the largest deposit is the Internal Administrative Charge)*

**Court Fines & Penalties** *(Our portion of court fines assessed after going through the court system)*

**OHRV License Agent Fees** *(The \$5 fee per OHRV Registration sold at our HQ Office)*

**License Agent Fines & Penalties** *(Fines assessed on License/OHRV Agents for late remittances)*

**Interest Earnings on Savings** *(Interest earnings on the Fish and Game Fund)*

**Sales of Surplus Property** *(Revenue generated from the sales of various equipment at Surplus Property)*

**Sales of Surplus Vehicles** *(Revenue generated from the sale of vehicles at Surplus Property)*

**Federal Grant Recoveries** *(Indirect Costs (overhead) charged to Federal Grants)*

**Game Management Transfers** *(Funds remaining after disbursement Per RSA 206:34-b)*

**OHRV Unrefunded Road Toll** *(50% of the State's OHRV Unrefunded Road Toll, transferred from DOS)*

**Marine Unrefunded Road Toll** *(50% of the State's Marine Unrefunded Road Toll, transferred from DOS)*



New Hampshire  
**FISH AND GAME**  
**DEPARTMENT**

- **What are our “Dedicated Funds”?**
- Fish and Game has 16 Dedicated Accounts within our Operating Budget, (see table on next slide).
- In addition, we also have the Lifetime License Account held at Treasury.
- Each of these accounts are set in Statute with specific guardrails for both the income and the expenditures allowed within the account.

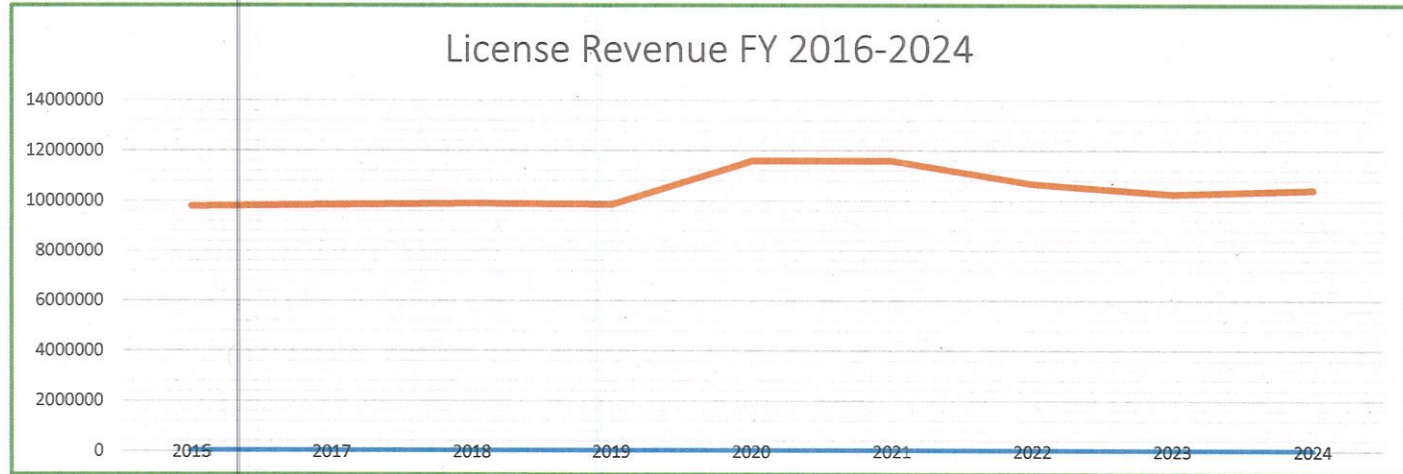


• Where is NH Compared to Other States In License Fees? (Note that these figures are 2025)

State	Resident Hunting	Non-Resident		Resident Fishing	Non-Resident Fishing		Resident Combo	Non-Resident Combo		Resident Archery	Non-Resident Archery		Resident Muzzleloader	Non-Resident Muzzleloader						
		Hunting																		
NH	\$32.00	2	\$113.00	2	\$45.00	1	\$63.00	2	\$56.00	2	\$151.00	1	\$32.00	2	\$83.00	2	\$16.00	4	\$41.00	3
ME	\$26.00		\$115.00	1	\$25.00		\$64.00	1	\$43.00		\$150.00		\$26.00		\$75.00		\$26.00	1	\$115.00	1
VT	\$28.00		\$102.00		\$28.00		\$54.00		\$47.00		\$143.00		\$23.00		\$38.00		\$23.00	2	\$40.00	
MA	\$36.50	1	\$108.50		\$36.50		\$46.50		\$68.00	1	N/A		\$10.00		\$25.00		\$10.00		\$25.00	
RI	\$23.00		\$58.00		\$23.00		\$41.00		\$40.00		N/A		\$13.50		\$27.50		N/A		N/A	
CT	\$19.00		\$91.00		\$28.00		\$55.00		\$38.00		\$110.00		\$41.00	1	\$135.00	1	\$19.00	3	\$68.00	2

- What Have the License Revenue Trends Looked Like for the Past Few Years?

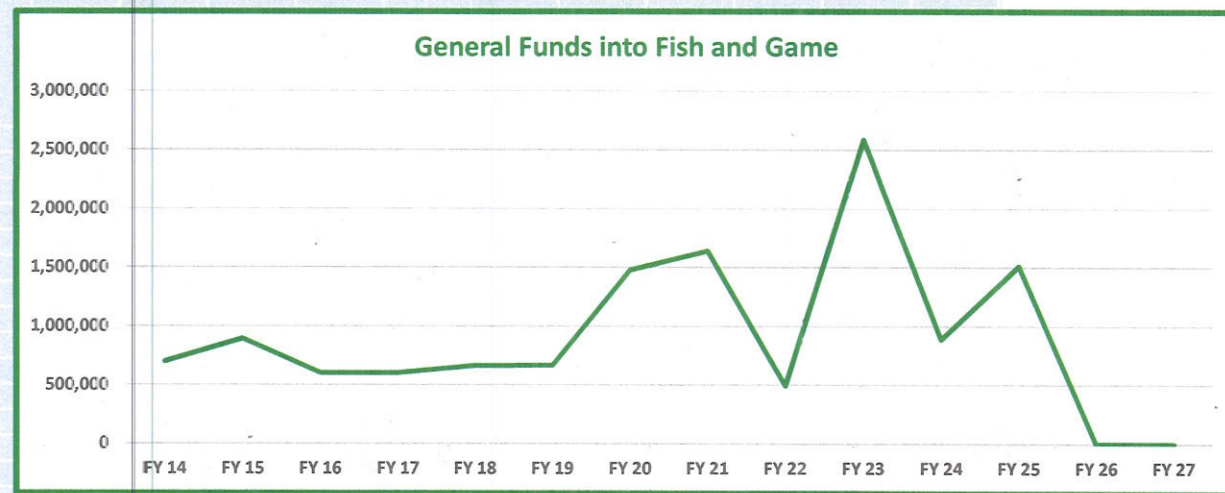
FISCAL YEAR	REVENUE
2016	9,784,119
2017	9,827,831
2018	9,874,183
2019	9,843,065
2020	11,580,967
2021	11,574,358
2022	10,664,132
2023	10,252,592
2024	10,420,452



• What has been the history of General Funds into Fish and Game?

Infusion of GF into F&G

FY 14	699,000
FY 15	893,000
FY 16	600,000
FY 17	600,000
FY 18	662,944
FY 19	666,969
FY 20	1,476,019
FY 21	1,639,275
FY 22	490,227
<b>FY 23</b>	<b>2,586,328</b>
FY 24	888,137**
FY 25	1,512,626**Budgeted
FY 26	0
FY 27	0



These GF infusions DO NOT include the transfer into the Non-Game Program per RSA 212-B:6

\*\*These GF infusions DO Not include the \$100,000 for Derelict Fishing Gear per HB442

**Additional \$2M put into HB2 for pay raise, original amount was \$586,328**

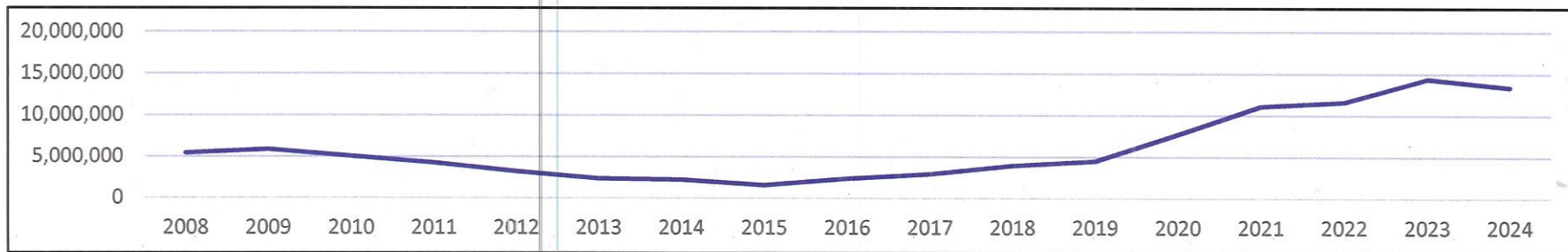
FY 14-17 the GF were a direct transfer into the F&G Fund.  
Beginning with FY 18, the funds were budgeted within AU  
7887, Conservation Law Enforcement

- Illustrate the Impact of the Pay Raises
- Since FY 2022, we have had a 35.88% Increase

	Actuals			Authorized	Gov	Gov
	<u>FY 2022</u>	<u>FY 2023</u>	<u>FY 2024</u>	<u>FY 2025</u>	<u>FY 2026</u>	<u>FY 2027</u>
All Personnel	11,565,905	12,138,062	13,090,907	15,046,621	15,363,829	15,588,459
Benefits	6,661,740	6,949,270	7,212,671	8,330,874	8,745,463	9,180,169
	<b><u>18,227,645</u></b>	<b><u>19,087,332</u></b>	<b><u>20,303,578</u></b>	<b><u>23,377,495</u></b>	<b><u>24,109,292</u></b>	<b><u>24,768,628</u></b>

# 17 Years of the Fish and Game Fund Balance

2008	2009	2010	2011	2012	2013	2014	2015	2016	2017	2018	2019	2020	2021	2022	2023	2024
5,406,000	5,845,000	5,031,000	4,238,000	3,203,000	2,352,000	2,187,000	1,541,000	2,326,000	2,898,000	3,906,230	4,477,442	7,688,639	11,080,081	11,569,436	14,355,301	13,375,768



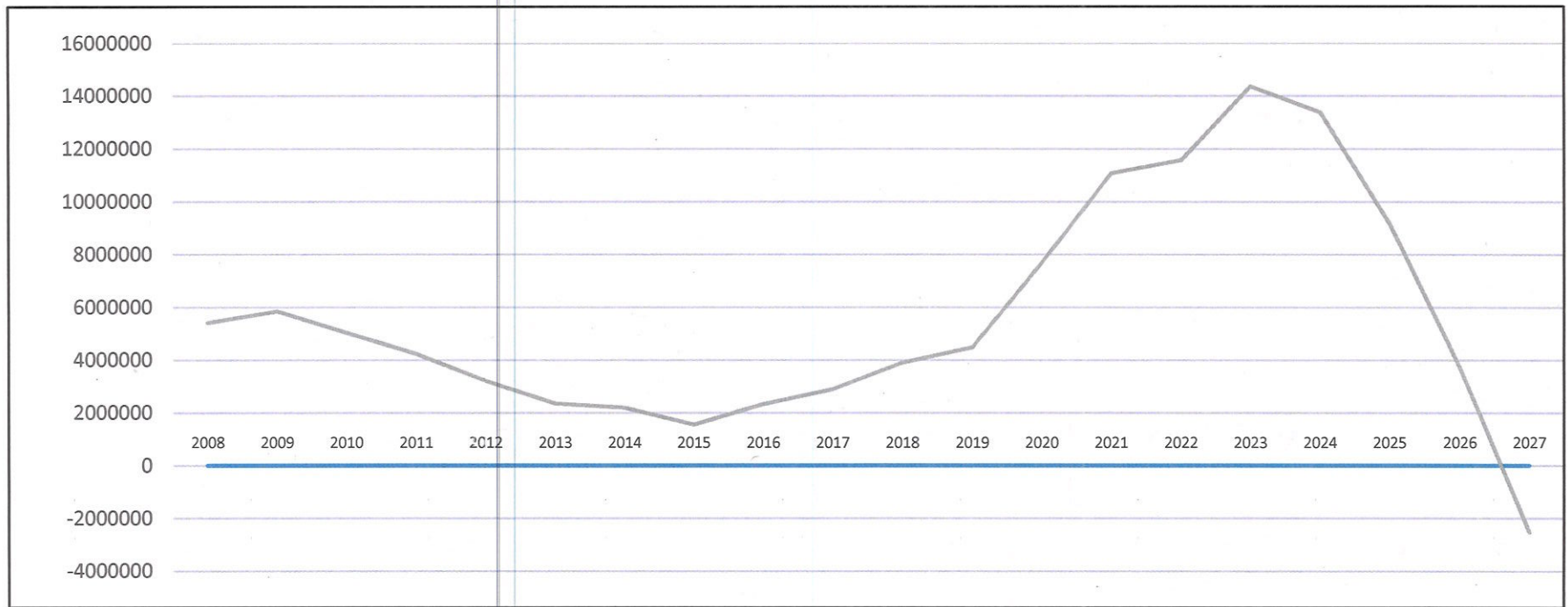
# Use of Fish and Game Funds by Fiscal Year

Fish and Game Department Use of Fish and Game Funds by Fiscal Year				
Fiscal Year	Unrestricted Revenue	F&G Fund Expenses	Variance	
2011	11,447,854	12,314,115	(866,261)	
2012	11,489,701	12,670,904	(1,181,203)	
2013	11,755,294	12,517,545	(762,251)	
2014	11,718,371	12,952,684	(1,234,313)	
2015	11,632,042	12,971,370	(1,339,328)	
*2016	12,922,014	12,828,878	93,136	
2017	13,181,201	12,994,677	186,524	
2018	13,650,567	12,779,333	871,234	
2019	13,561,697	13,108,308	453,389	
**2020	15,975,564	12,764,367	3,211,197	
2021	15,511,675	12,120,284	3,391,391	
2022	14,821,735	14,332,381	489,354	
2023	14,900,822	14,114,957	785,865	
2024	14,936,414	15,915,947	(979,533)	
***2025	13,700,000	17,417,373	(3,717,373)	
***2026	14,015,000	19,465,389	(5,450,389)	
***2027	14,015,000	20,253,501	(6,238,501)	

\*Beginning in 2016 there was a significant increase in the funds received for the road tolls.  
 \*\*Beginning of the COVID Pandemic  
 \*\*\* Budgeted



The Fish and Game Fund Balance June 2027 is Projected to be **(-\$2.5M)**



# Positions-Full Time Personnel

- 193 Authorized FTEs, 192 Classified, 1 Unclassified (Executive Director)
- 5 Currently Unfunded, Remain Unfunded for the 2026/2027 Biennium

Acctg. Unit	Position #	Title
21280000	13854	Public Relations Specialist-5 (Landowner Relations)
21200000	40463	Public Relations Specialist-4 (Public Affairs)
21240000	13848	Natural Sciences Mgr-2 (Public Affairs-Edu)
21500000	13872	Biological Scientist-3 (Wildlife)
21320000	43045	Biological Tech-4 (Inland Fisheries)

# Current Vacant Positions

- Fish & Game has 18 vacant positions, of those
  - All are Critical to the Successful Operation of the Department
  - 2 have a start date of March 7<sup>th</sup> (Indicated by yellow highlight in the next slide)
  - 1 has an active office of employment (Indicated by green highlight in the next slide)
  - 2 positions are currently in the interview process
  - 4 positions are currently being recruited
  - 6 are Law Enforcement
  - 1 is a Division Chief



Pos #	Div	Status	Title/Description	Acct Unit	Funding			Vacancy Date
					Fed	Other	F&G	
44983	7505 (Bus)	Active	Sr. Accounting Technician/43-3030 ACCTNG-AUDIT CLERKS-3	21100000	0%	0%	100%	12-DEC-2024
43038	7515 (WL)	Active	Biologist/19-4020 BIOLOGICAL TECHS-4	21250000	50%	50%	0%	18-AUG-2016
43048	7515 (WL)	Active	Data Entry Clerk/43-9020 DATA ENTRY WKRS-2	21500000	75%	10%	15%	30-NOV-2023
13866	7520 (IF)	Active	Fish Culturist/45-2090 MISC AGRI WKRS-3	21320000	50%	0%	50%	03-JAN-2025
13924	7520 (IF)	Active	Fish Culturist/45-2090 MISC AGRI WKRS-3	21320000	50%	0%	50%	19-OCT-2023
43045	7520 (IF)	Active	Bio-Tech/19-4020 BIOLOGICAL TECHS-4	21320000	50%	0%	50%	12-MAR-2020
13858	7520 (IF)	Active	Fisheries Biologist/19-1020 BIOL SCIENTISTS-3	21300000	50%	0%	50%	31-OCT-2024
13930	7520 (IF)	Active	Hatchery Supervisor/45-2090 MISC AGRI WKRS-3	21320000	50%	0%	50%	07-MAR-2013
13859	7520 (IF)	Active	Fish Culturist/45-2090 MISC AGRI WKRS-3	21320000	50%	0%	50%	23-JAN-2025
13832	7525 (LE)	Active	Conservation Officer/33-3030 FISH GAME WRDNS-P	78870000	5%	4%	91%	13-NOV-2023
13835	7525 (LE)	Active	Conservation Officer/33-3030 FISH GAME WRDNS-P	78870000	5%	4%	91%	02-OCT-2024
18310	7525 (LE)	Active	Conservation Officer/33-3030 FISH GAME WRDNS-P	78870000	5%	4%	91%	31-OCT-2024
13822	7525 (LE)	Active	Conservation Officer/33-3030 FISH GAME WRDNS-P	78870000	5%	4%	91%	02-NOV-2023
13821	7525 (LE)	Active	Conservation Officer/33-3030 FISH GAME WRDNS-P	78870000	5%	4%	91%	16-NOV-2023
13820	7525 (LE)	Active	Conservation Officer/33-3030 FISH GAME WRDNS-P	78870000	5%	4%	91%	25-JAN-2024
43055	7530 (MF)	Active	Fish & Wildlife Ecologist/19-1020 BIOL SCIENTISTS-3	22890000	70%	0%	30%	03-OCT-2024
13937	7530 (MF)	Active	Biologist/19-1020 BIOL SCIENTISTS-3	22880000	70%	0%	30%	02-NOV-2023
19852	7535 (F&L)	Active	Division Chief F&L/17-2050 CIVIL ENGINEERS-5	21600000	15%	0%	85%	28-JUL-2022